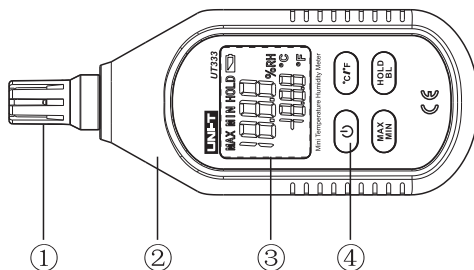


UT333

Mini Temperature & Humidity Meters

Operating Instruction



1.Introduction

UT 333 is a stable, safe, reliable mini digital temperature humidity meter, which is widely used in grain storage and transportation, file management, material management, forestry and animal husbandry, health care, teaching experiment, public sector, home, and others. This operating manual includes relevant safety information and warnings. Please read this manual carefully and observe all the cautions strictly.

Warning:

Before using the product, please read the operation safety rules carefully.

2.Out of Box Checking

Open the packing box and take out the meter. Please check carefully if items are missing or damaged.

1. Main unit -----1
2. Operating manual-----1

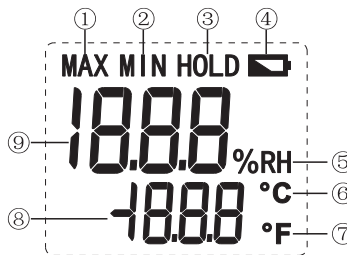
3.Operation Safety

1. Please check the meter and the accessories before using and beware of any damage or abnormal phenomenon. If you find the case is damaged or the LCD shows nothing, or you consider that the meter could not work properly anymore, please stop using it.
2. Observe the operating instructions while measuring.
3. Do not open the meter at will or change internal wiring to avoid damages to the meter.
4. When the LCD displays "☐", replace the battery timely. Remove the battery if the meter is not used for a long time.
5. Do not store or use the meter in high temperature, high humidity, flammable, combustible, or strong electromagnetic environment.
6. Please use soft cloth and neutral detergent to clean the case for maintenance. Do not use grinding agent and solvent to avoid case corrosion and damaging the meter.

4.Product Outlook

1. Temperature and humidity sensing module
2. Meter case
3. LCD display
4. Function keys
5. Display Interface

5.Display Interface



1	Maximum measurement	5	Relative humidity
2	Minimum measurement	6	Celsius
3	Data hold	7	Fahrenheit
4	Low battery	8	Temperature value
9	Humidity value		

6. Key Functions and Setup

1. ON/OFF:
 - Short press once to start up; short press again to power off.
 - Note: Product's auto power off feature can be disabled: Press and hold "HOLD" and then press "ON/OFF" key to enable/disable auto power off, LCD will display "APO OFF" to indicate status.
2. °C/°F:
 - Unit conversion key: Short press this key to select Celsius or Fahrenheit at the time of measuring.
3. MAX/MIN:
 - Pressing this key can select maximum, minimum or normal value measurement; select maximum and the meter will always show the maximum reading; select minimum and the meter will show minimum reading.
4. HOLD/BL:
 - HOLD: Short press this key once to hold the measurement; short press this key again to exit data hold and continue normal measurement.
 - BL: Long press this key to turn on backlight; long press this key again to turn off backlight.

7. Technical Specification

1. Temperature and Humidity

Function	Range	Resolution	Accuracy	Description
Humidity	0~100.0%RH	0.1%RH	±5%RH	Under normal temperature condition (23°C ±5°C)
Temperature	-10~60°C	0.1°C	±1.0°C	Under normal humidity condition (40%RH~75%RH)
	14~140°F	0.2°F	±2.0°F	
Sampling Rate			1/s	Sampling rate is once per second.
Overload Indication			100%RH/OL	Maximum displayed humidity is 100%RH; if the temperature is lower than 20°C or higher than 60°C, "OL" will be displayed
MAX/MIN Measurement			MAX/MIN	Shows "MAX/MIN"
Data Hold			HOLD	Shows "HOLD"
Unit			°C/°F	Shows "°C/°F"
Backlight			BL	Manually turn on or off backlight
Auto Power Off			5mins	Automatically power off after 5mins without operating; function can be turned off
Low Battery			3.0~3.5V	Shows low battery prompt when power is 3.0~3.5V

2. General Type

- LCD: 4 digit LCD display
- Overload indication: When humidity is greater than 99.99%RH, "100.0%RH" will be displayed; when temperature is greater than 60°C or lower than -20°C, "OL" will be displayed.
- Low battery indication: Prompt "🔋". The new battery should be replaced in time.
- Sampling rate: 1/s
- Sensor type: High-accuracy digital temperature and humidity module.
- Impact strength: Can withstand the impact of landing from 1 meter's height.
- Power requirement: 1.5V batteries (AAA) ×3
- Product size: 155×50×28mm
- Weight: 102g

3. Environment Specification

- Indoor use
- Altitude height: 2000m
- Safety: EN61326-1
- Pollution level: 2
- Working temperature and humidity: 0°C~40°C (not greater than 90%RH)
- Storage temperature and humidity: -20°C~60°C (not greater than 75%RH)

4. Electrical Specifications

- Accuracy: humidity: ±5%RH (normal temperature condition)
temperature: ±1.0°C (normal temperature condition)
- Environment temperature: 23°C ±3°C
- Environment humidity: ≤90%RH

5. General Maintenance

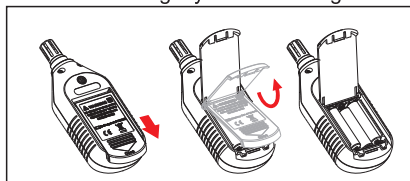
Warning: please do not open the case of meter to avoid affecting device accuracy or damage to the meter.

- Maintenance and service of the meter should be accomplished by professional personnel or designated maintenance department.

- Clean the case by dry cloth periodically, but detergent with abrasive or solvent composition shall not be used.

6. Battery Installation and Replacement

- The meter uses 3 pieces of AAA 1.5V batteries. Please see figure below for steps of battery installation and replacement.
- Turn the panel down, push the battery cover open in the direction of the arrow, lift the cover and remove the batteries; install new batteries in accordance of polarity indications.
- Please use batteries of same type instead of improper ones.
- Close the cover tightly after installing new batteries.



UNI-T

UNI-TREND TECHNOLOGY (CHINA) CO., LTD.

No6, Gong Ye Bei 1st Road,
Songshan Lake National High-Tech Industrial
Development Zone, Dongguan City,
Guangdong Province, China
Tel: (86-769) 8572 3888
<http://www.uni-trend.com>